

Technical data sheet

SIMPSON

Strong-Tie

66T

Flat T Shaped Bracket

"T" Shaped Bracket

Features

Material

- Pre-galvanised Mild Steel

Benefits

Can be used to reinforce the "T" junction in post to beam/column to beam connection in timber structures.

Applications

Header member

- Column to beam connections.

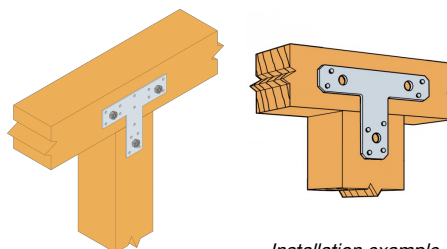
For Use With

- Post to beam.



INDOOR

Z275

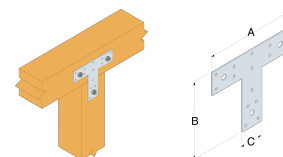


Installation example

66T Flat T Shaped Bracket

Technical Data

Dimensions



References	Dimensions [mm]				Perçages	
	A	B	C	t	Ø4.1	Ø11
66T	152	127	38	2	8	3

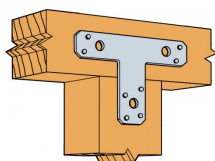
66T

Flat T Shaped Bracket

Installation

Fixing

- Boulons,
- Pointes annelées CNA 3,1x35 mm ou CNA 3,7x50 mm...



Installation example

